


# 2018 Vehicle Theft Recovery Report

## 10th Annual Report



**\$129+ Million**  
15% increase over past three years  
Total Recovery Value<sup>1</sup>



### Top 10 States for Recoveries<sup>2</sup>

6. Maryland 7. Arizona 8. Nevada 9. Washington 10. Colorado

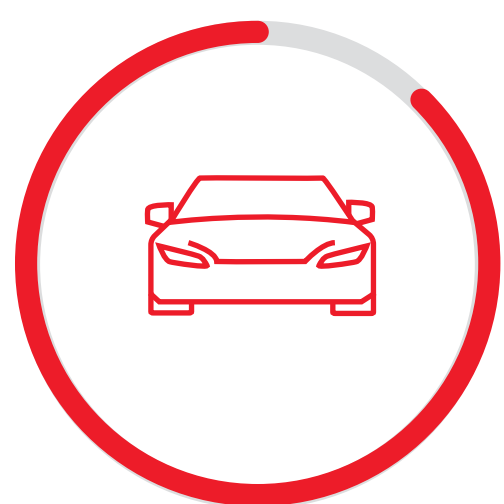


**1,900+**  
Law Enforcement  
Agency Partners

Area with  
Most Recoveries<sup>2</sup>




**Riverside County, CA**



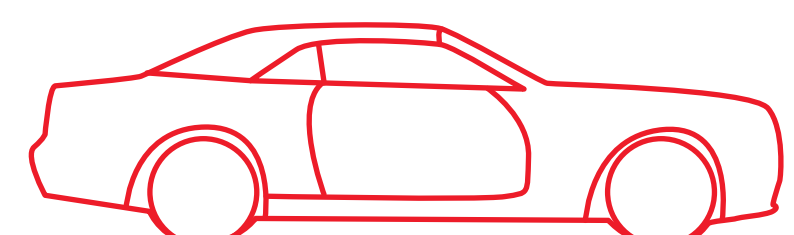
**96%**  
Average Recovery Rate  
on cars, trucks and SUVs in Lojack  
coverage areas for 2018<sup>2</sup>

### Top 10 Most Recovered Vehicles<sup>2</sup>

- |                        |                       |
|------------------------|-----------------------|
| 1. Honda Civic         | 6. Ford F250          |
| 2. Honda Accord        | 7. Chevrolet Tahoe    |
| 3. Toyota Camry        | 8. Nissan Altima      |
| 4. Toyota Corolla      | 9. Ford F150          |
| 5. Chevrolet Silverado | 10. Cadillac Escalade |



Oldest Vehicle Recovered  
**1970 Mercedes-Benz 280**



Most Expensive Vehicle Recovered  
**\$320,500 | 2016 Rolls Royce Dawn**